

GitLab Integration




CHECKCENTRAL



BINARYFORTRESS

GitLab Integration

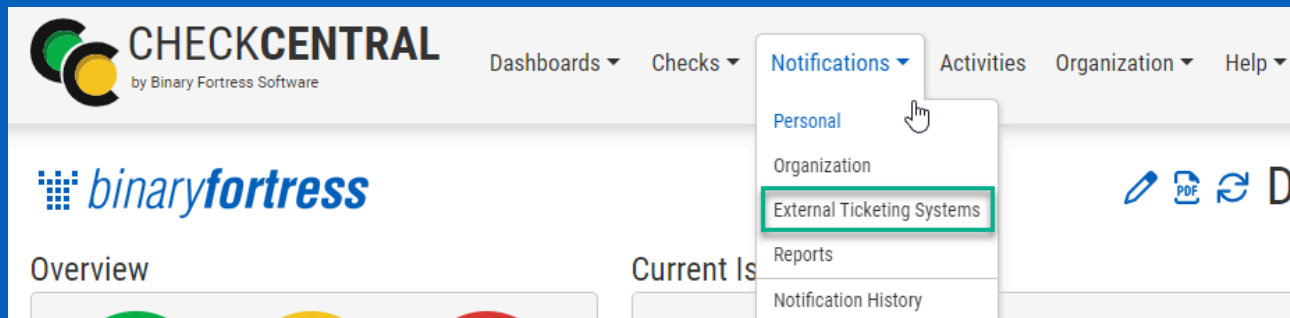


CheckCentral integrates with several RMMs, PSAs, and ticketing software, including GitLab, helping you consolidate service ticket issues.


To integrate GitLab with CheckCentral, begin by logging into your CheckCentral account.

CheckCentral

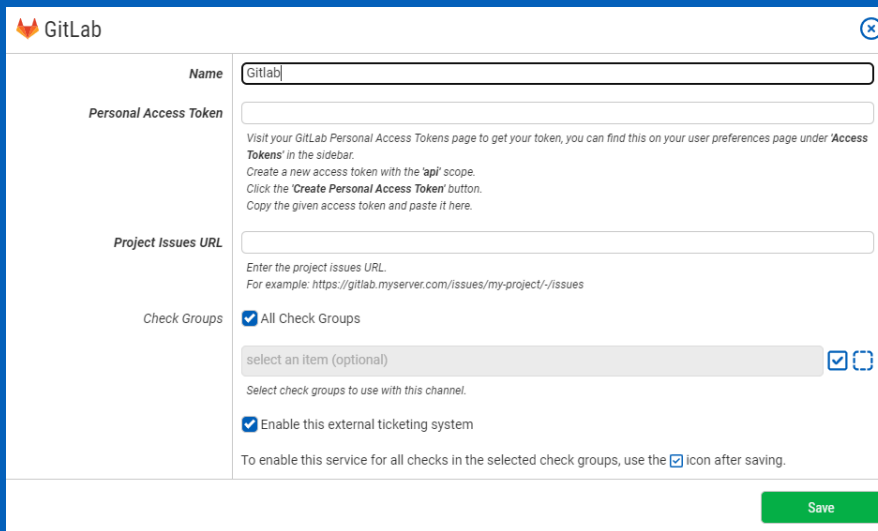
From the main menu, click Notifications, then External Ticketing Systems.



Click Add Ticketing System and choose GitLab.



This will bring up the configuration options required for CheckCentral to communicate with GitLab servers via the API.

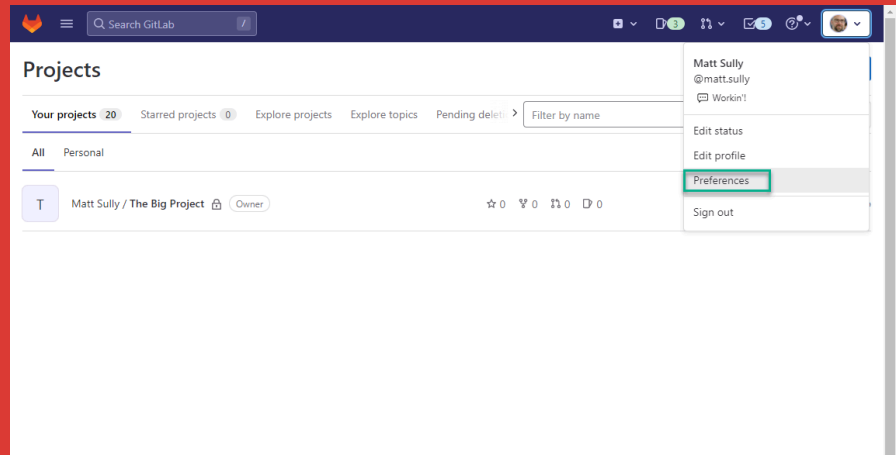


You can name this configuration anything you'd like.

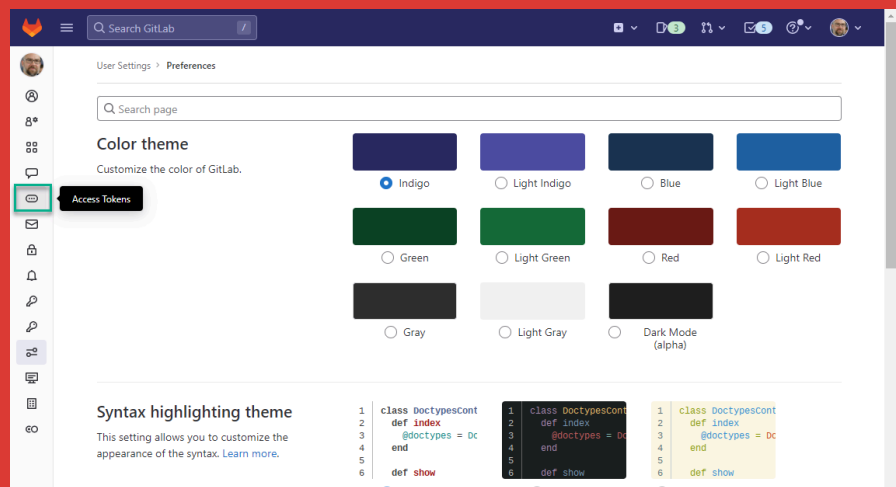
The other details require you to log into your GitLab account.

GitLab

In GitLab's user account menu (upper right), click "Preferences."

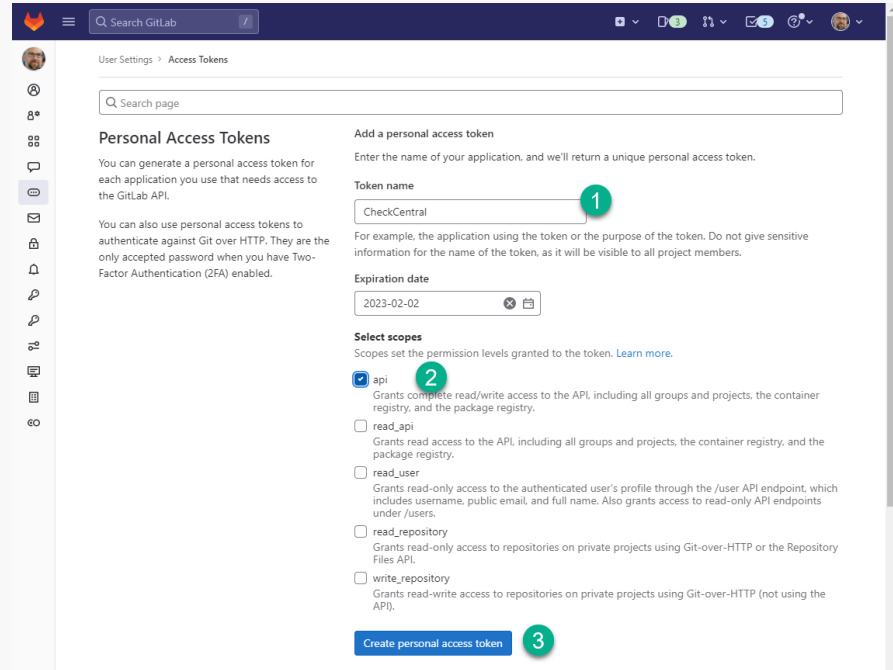


Select "Access Tokens" from the left-hand menu.

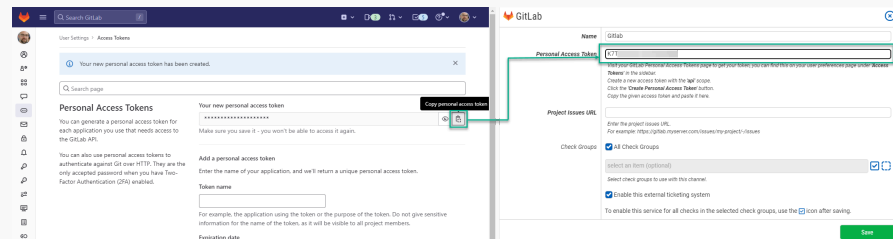


GitLab and CheckCentral

1. Name your token.
2. Select the "api" scope.
3. Click "Create personal access token."

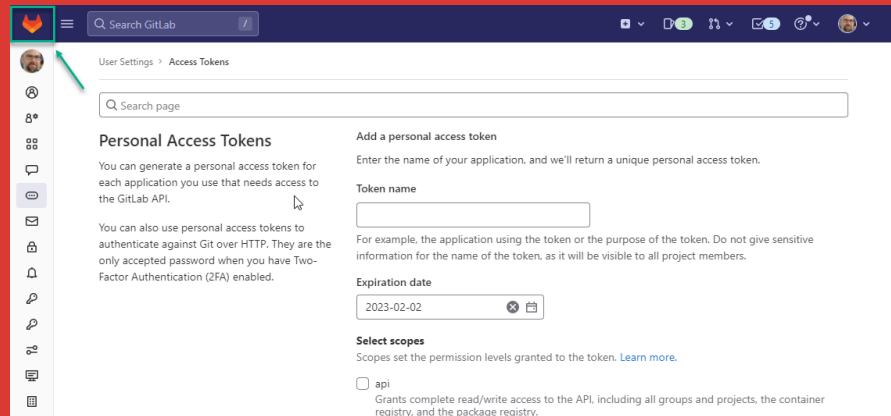


Copy the API key and paste it into the Personal Access Token field in CheckCentral's integration prompt.

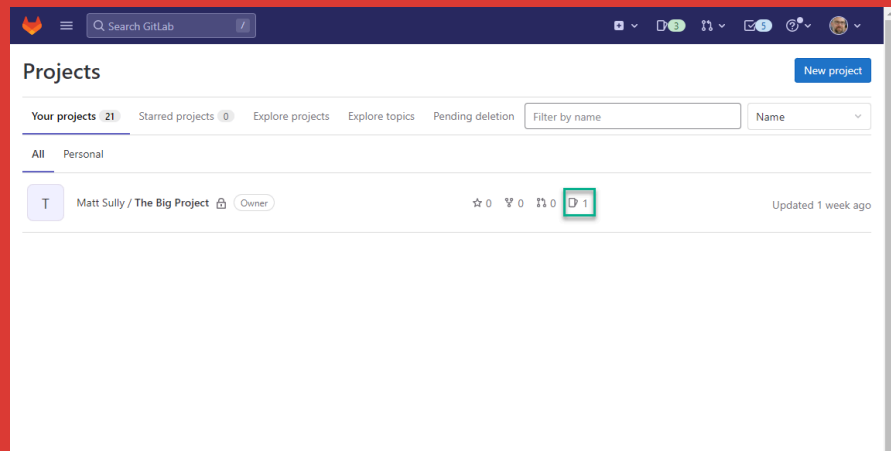


GitLab

Click the GitLab icon in the upper-left to return home.

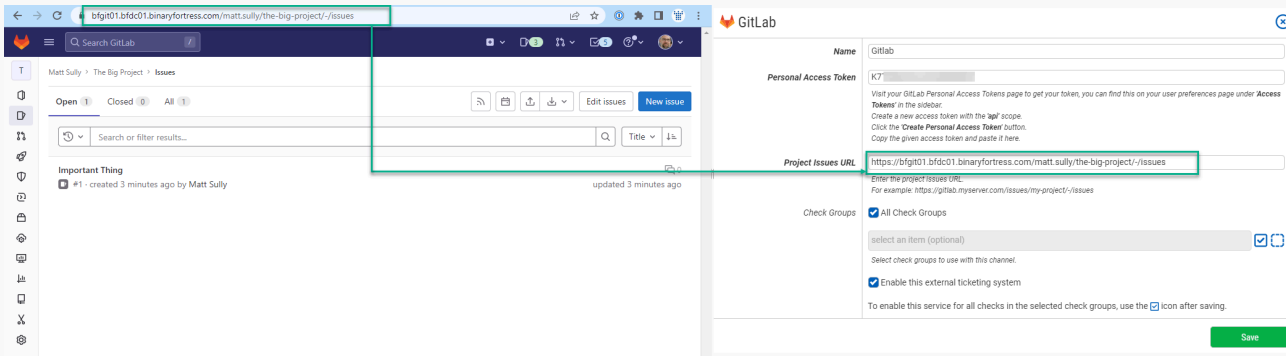


From your Projects list, click the Issues icon for the project with which CheckCentral will integrate.



GitLab and CheckCentral

Copy the URL and paste it into the Project Issues URL field in CheckCentral.



CheckCentral

Finally, choose which Check Groups will use this GitLab channel. By default, all check groups are selected. To be more selective, disable the All Check Groups checkbox then use the multi-select dropdown field below.

Once you've selected your check groups, ensure the 'Enable this external ticketing system' checkbox is enabled, and click Save.

This External Ticketing System channel will now be available for use with any check under your Check Central account.

About CheckCentral

CheckCentral Monitoring consolidates and simplifies backup, system, and software email updates into a clean, graphical dashboard, bringing peace of mind to IT administrators of SMBs, Enterprises, and MSPs.

To learn more about CheckCentral, visit: <https://www.checkcentral.com>

About Binary Fortress Software

Binary Fortress has spent 19 years in pursuit of one goal: create software to make life easier. Our software ranges from display management and system enhancement utilities to monitoring tools and digital signage. IT administrators, professional gamers, coffee-shop owners, and MSPs all rely on Binary Fortress to make their days better, and their lives easier.

Copyright © 2007-2026 Binary Fortress Software, all rights reserved.
The Binary Fortress logo is a trademark of Binary Fortress Software.
The CheckCentral logo is a trademark of Binary Fortress Software.

Binary Fortress Software
1000 Innovation Drive, Suite 500
Kanata, Ontario, Canada
K2K3E7
<https://www.binaryfortress.com>