

Atera Integration




CHECKCENTRAL



BINARYFORTRESS

Atera Integration

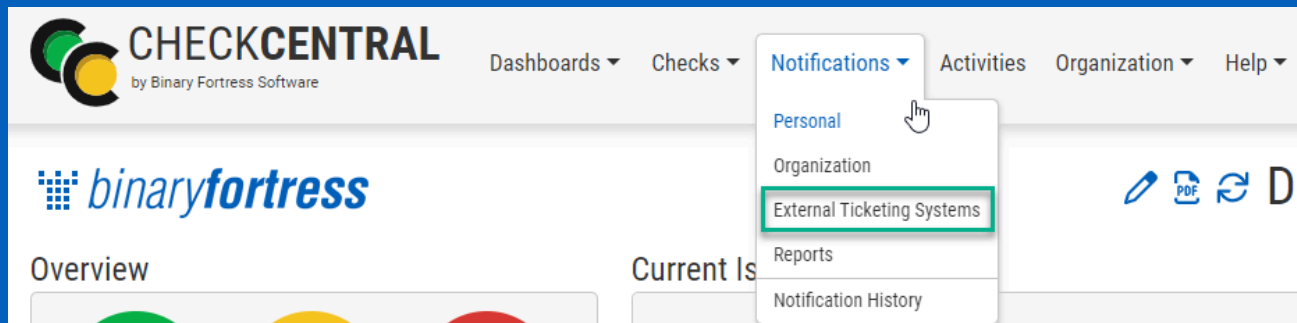


CheckCentral integrates with several RMMs, PSAs, and ticketing software, including Atera, helping you consolidate service ticket issues.


To integrate Atera with CheckCentral, begin by logging into your CheckCentral account.

CheckCentral

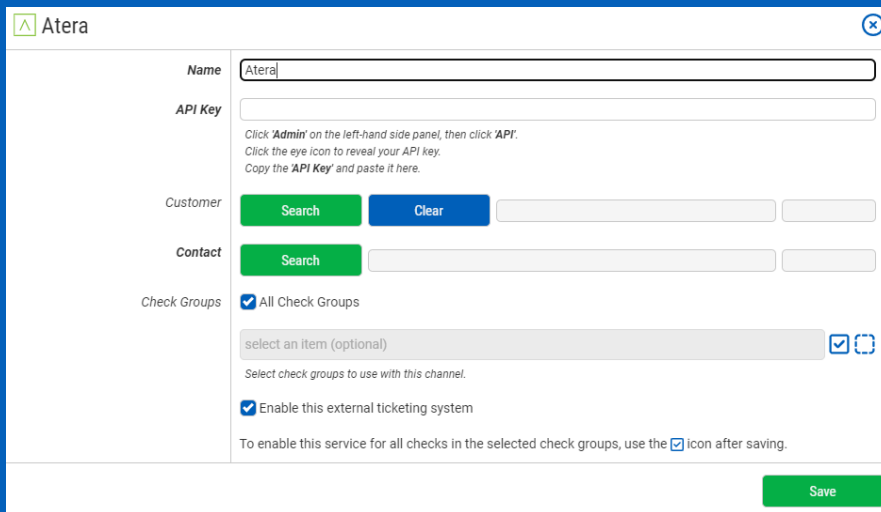
From the main menu, click Notifications, then External Ticketing Systems.



Click Add Ticketing System and choose Atera.



This will bring up the configuration options required for CheckCentral to communicate with Atera servers via the API.

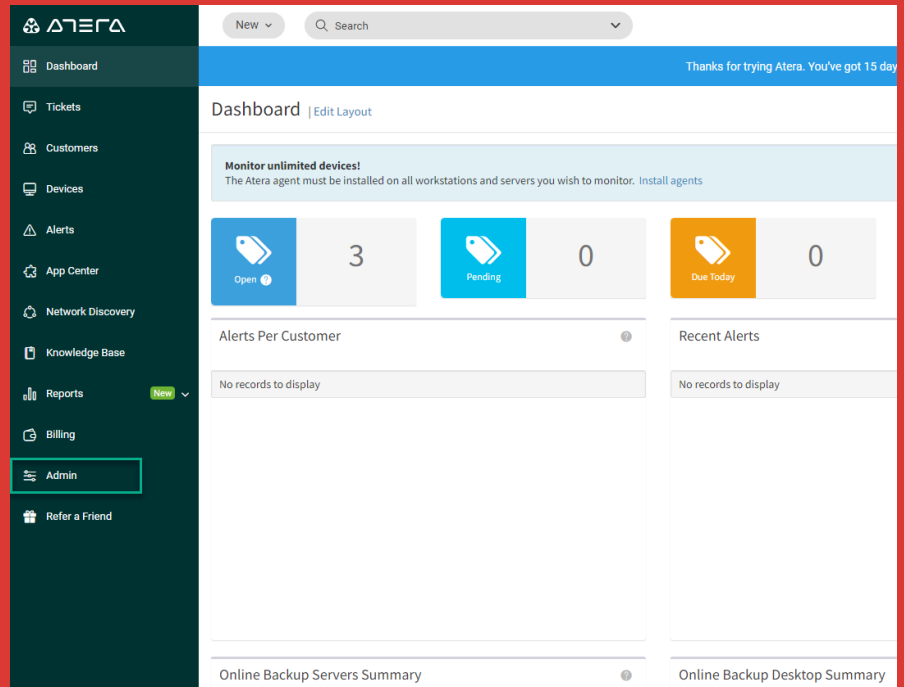


You can name this configuration anything you'd like.

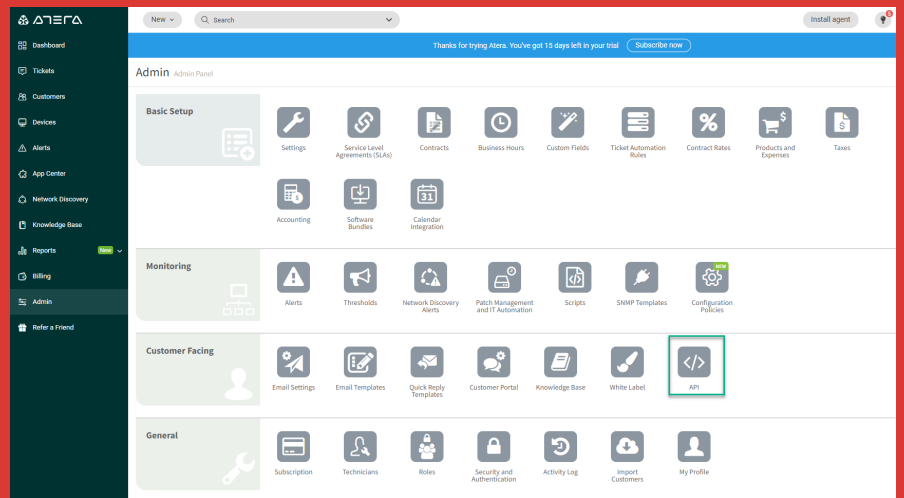
The other details require you to log into your Atera account.

Atera

In Atera's left sidebar, click "Admin."

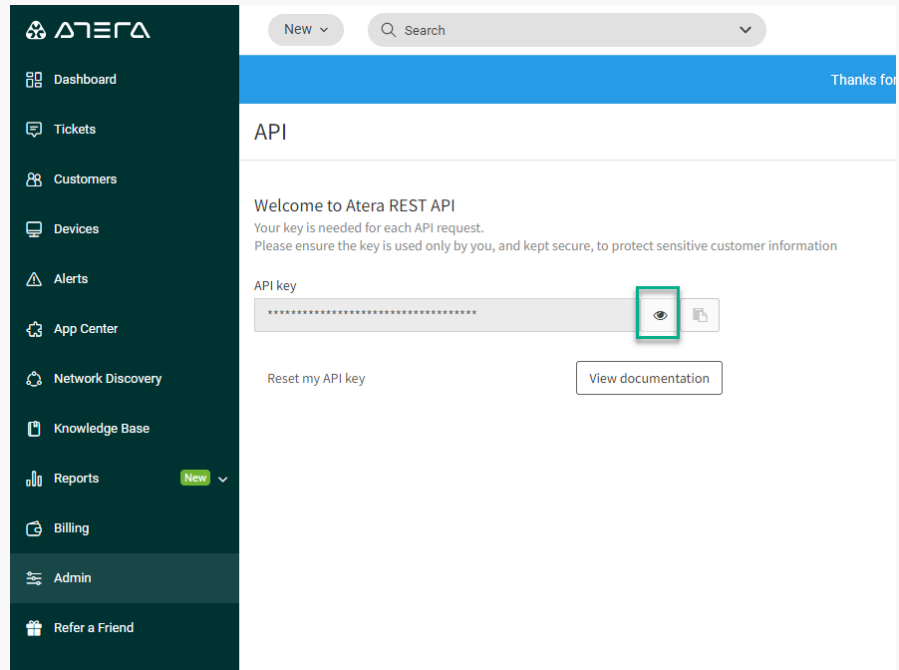


Click "API."

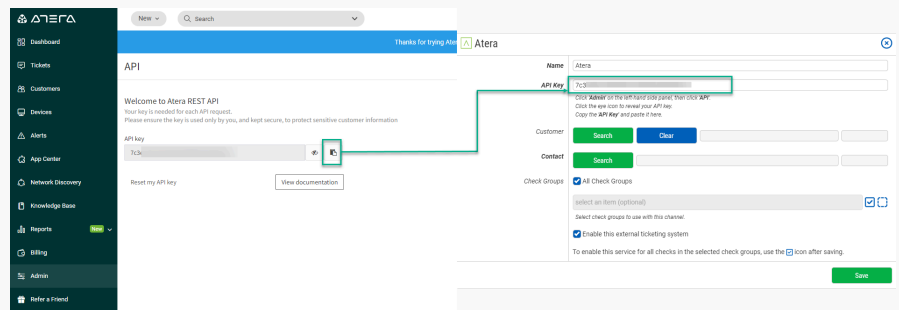


Atera and CheckCentral

Click the eye icon to reveal your API key.



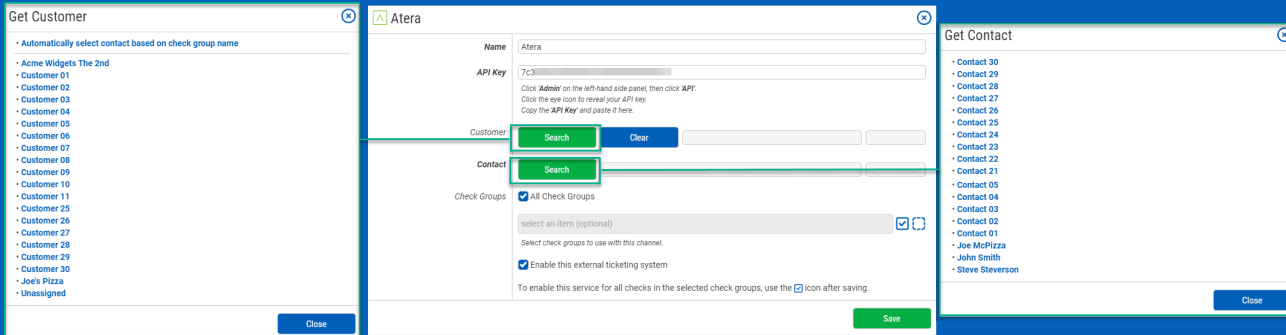
Copy the API key and paste it into the API Key field in CheckCentral's integration prompt.



CheckCentral

For associating customers with tickets, you can select a specific customer from the list or set the channel to automatically select the customer based on the Check Group name.

Select the contact to associate with tickets as well.



Finally, choose which Check Groups will use this Atera ticketing channel. By default, all check groups are selected. To be more selective, disable the All Check Groups checkbox then use the multi-select dropdown field below.

Once you've selected your check groups, ensure the 'Enable this external ticketing system' checkbox is enabled, and click Save.

Atera

Name: Atera

API Key: 7c3
Click 'Admin' on the left-hand side panel, then click 'API'.
 Click the eye icon to reveal your API key.
 Copy the 'API Key' and paste it here.

Customer: Search Clear Automatically select contact based on check { -99

Contact: Search John Smith 1

Check Groups: All Check Groups
 select an item (optional)
Select check groups to use with this channel.

Enable this external ticketing system
To enable this service for all checks in the selected check groups, use the icon after saving.

Save

CHECKCENTRAL by Binary Fortress Software

Dashboards ▾ Checks ▾ Notifications ▾ Activities Organization ▾ Help ▾

Binary Fortress External Ticketing Systems

Atera ✎ ✈ ✉ 📄 👤 ⬆ 🗑

Check Groups **All Check Groups** 🗑

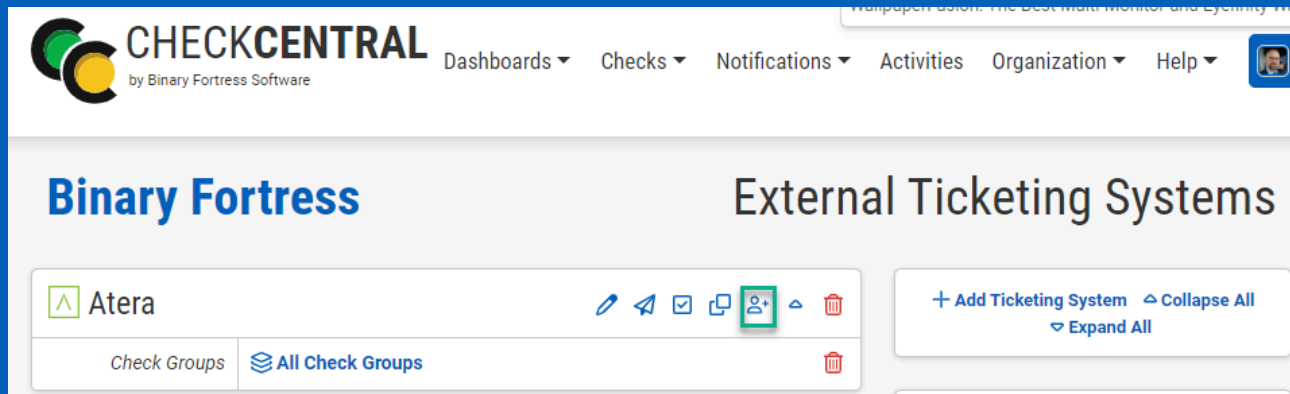
[+ Add Ticketing System](#) [⬆ Collapse All](#)
[⬇ Expand All](#)

This External Ticketing System channel will now be available for use with any check under your Check Central account.

Import Customers as Check Groups

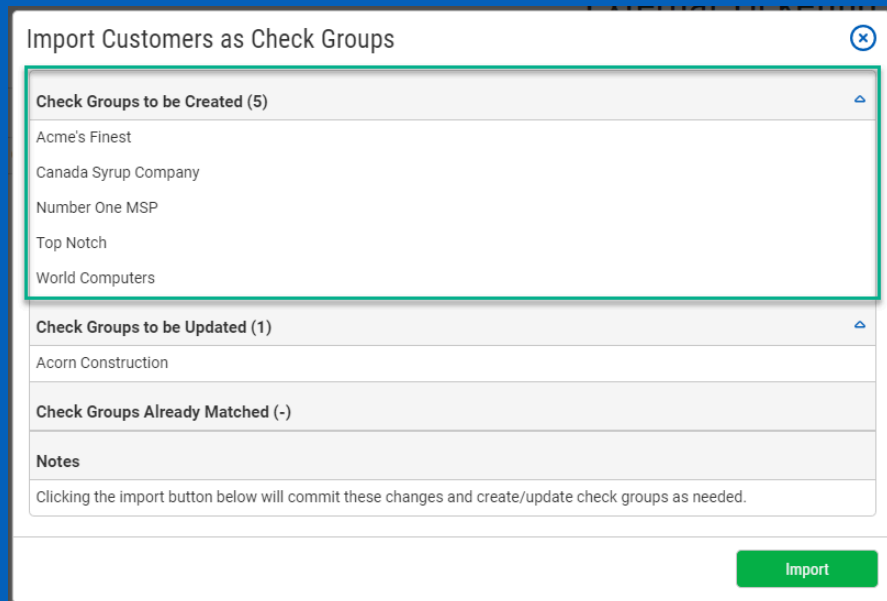
CheckCentral

To create and match customer-centric check groups, we'll use this new API connection to import accounts directly from Atera.



From the External Ticketing Systems page, click on the Customer Import icon above your newly-created channel.

If no similar check groups exist, your customers will be listed under Check Groups to be Created.



If you've already created Check Groups using customer names, they will display in the Check Groups to be Updated section, ensuring they match with Atera.

Import Customers as Check Groups

Check Groups to be Created (5)

- Acme's Finest
- Canada Syrup Company
- Number One MSP
- Top Notch
- World Computers

Check Groups to be Updated (1)

- Acorn Construction

Check Groups Already Matched (-)

Notes

Clicking the import button below will commit these changes and create/update check groups as needed.

Import

Existing Groups Already Matched with Atera will be skipped.

Import Customers as Check Groups

Check Groups to be Created (5)

- Acme's Finest
- Canada Syrup Company
- Number One MSP
- Top Notch
- World Computers

Check Groups to be Updated (1)

- Acorn Construction

Check Groups Already Matched (-)

Notes

Clicking the import button below will commit these changes and create/update check groups as needed.

Import

Now click Import to complete the import.

Import Customers as Check Groups

Check Groups to be Created (5)

- Acme's Finest
- Canada Syrup Company
- Number One MSP
- Top Notch
- World Computers

Check Groups to be Updated (1)

- Acorn Construction

Check Groups Already Matched (-)

Notes

Clicking the import button below will commit these changes and create/update check groups as needed.

Import

About CheckCentral

CheckCentral Monitoring consolidates and simplifies backup, system, and software email updates into a clean, graphical dashboard, bringing peace of mind to IT administrators of SMBs, Enterprises, and MSPs.

To learn more about CheckCentral, visit: <https://www.checkcentral.com>

About Binary Fortress Software

Binary Fortress has spent 19 years in pursuit of one goal: create software to make life easier. Our software ranges from display management and system enhancement utilities to monitoring tools and digital signage. IT administrators, professional gamers, coffee-shop owners, and MSPs all rely on Binary Fortress to make their days better, and their lives easier.

Copyright © 2007-2026 Binary Fortress Software, all rights reserved.
The Binary Fortress logo is a trademark of Binary Fortress Software.
The CheckCentral logo is a trademark of Binary Fortress Software.

Binary Fortress Software
1000 Innovation Drive, Suite 500
Kanata, Ontario, Canada
K2K3E7
<https://www.binaryfortress.com>